




# QUANTUM™




**RENO RED** **QHD-MAXI**  
(RC25, LH26, GS27, & KW29)




**BLUE CHIP**  
PARTIAL PAINT



**MONTE CARLO**  
FULL-BODY PAINT



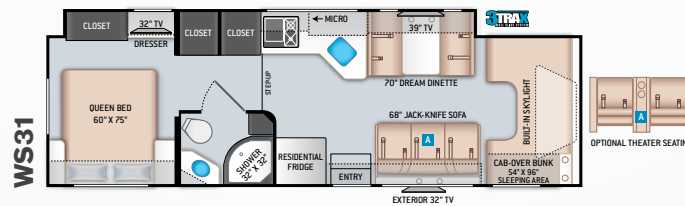
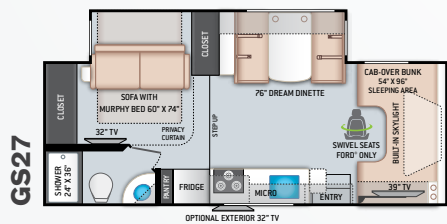
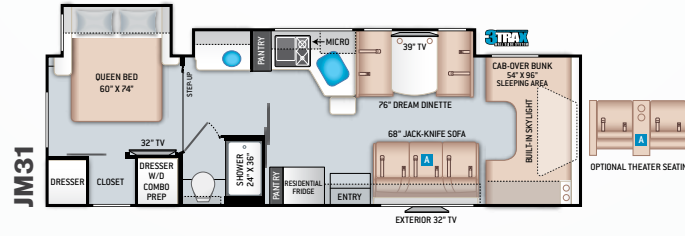
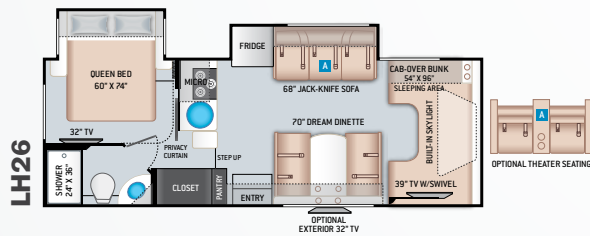
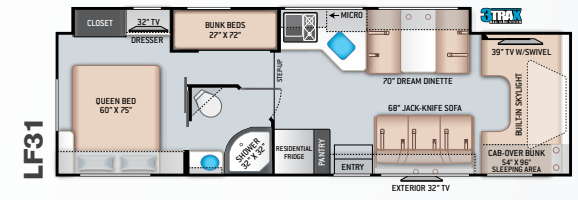
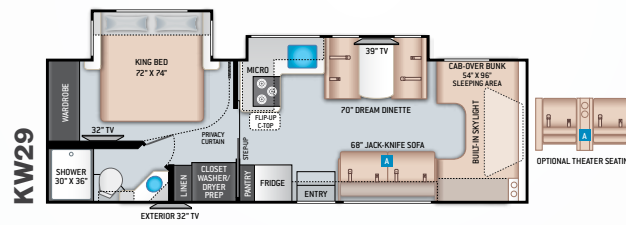
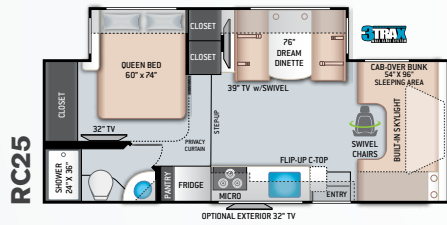
**TAHOE BLUE** **QHD-MAXI**  
(RC25, LH26, GS27, & KW29)



**CASINO ROYALE**  
PARTIAL PAINT




**KEY LARGO**  
FULL-BODY PAINT



# QUANTUM™ SPRINTER




RENO RED **QHD-MAX**



TAHOE BLUE **QHD-MAX**



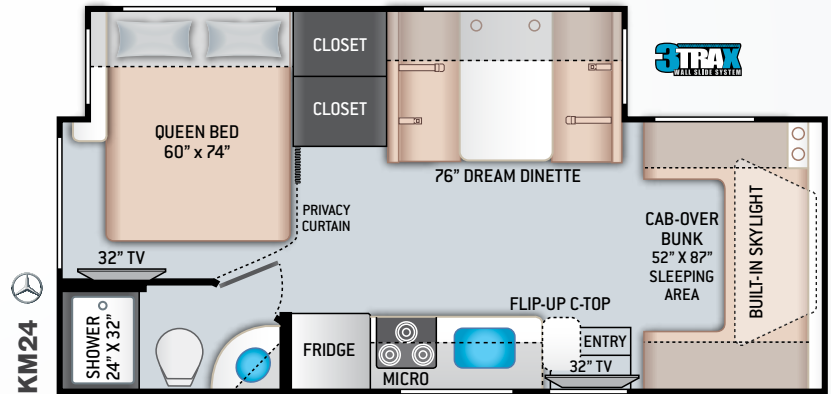
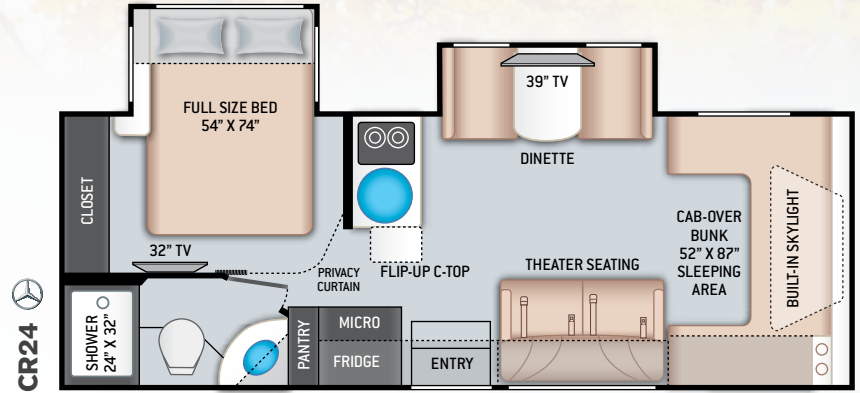
KEY LARGO  
FULL-BODY PAINT



MONTE CARLO  
FULL-BODY PAINT



## LUXURY COLLECTION





# Sprinter Featured Highlights

## CONSTRUCTION & EXTERIOR

- Mercedes-Benz Sprinter - 3.0L V6 188HP 325 lb-ft Torque
- Electric Stabilizing System
- Welded Tubular Aluminum Roof & Sidewall Cage Construction
- Fiberglass Front Cap with Skylight, and Power Shade
- 5,000-lb. Trailer Hitch
- HD-MAX® Exterior with Graphics Package
- Lighted Rotocast Storage Compartments
- Flush Mount Radius Compartment Doors
- Power Patio Awning with Integrated LED Lighting
- Premium One-piece TPO Roof
- Slide out Room Topper Awnings
- Electric Entry Step with Accent Light Under Step on Separate Switch
- Entry Door with Deadbolt Lock
- Black Framed Windows

## CONSTRUCTIVE & EXTERIOR OPTIONS

- Full-Body Paint Package with Protective Mask

## AUTOMOTIVE & COCKPIT

- Touchscreen Dash Radio
- Rearview Mirror with Back Up System with Integrated Camera
- SiriusXM® Radio Tuner & Antenna
- Heated/Remote Exterior Mirrors
- Power Windows & Door Locks
- Cruise Control

- Windshield Privacy Curtain
- Leatherette Swivel Captain's Chairs with Two (2) Filler Cushions
- Cockpit Carpet Mat
- Stainless Steel Wheel Liners
- Valve Stem Extenders
- Keyless Entry System
- LED Taillights
- Dash Applique

## INTERIOR

- Luxury Collection: Coastline Grey Wood Color with Charcoal Diamond Décor
- Decorative Glass Inserts in Kitchen Overhead Cabinet Doors (Standard with Luxury Collection)
- Cab-Over Sleeping Area with Cup Holders, and Bunk Ladder
- Wall Cubby with Net & USB Charging Port
- Rubber Tread Entry Steps with Lighted Step Well
- Ceiling Ducted Air Conditioning System
- LED Lighting
- Pressed Laminate Countertops throughout Except Kitchen
- Leatherette Theater Seating with Footrests (CR24)
- Leatherette Dream Dinette® Booth (KM24)
- Leatherette Dinette Booth with Two (2) Storage Drawers (CR24)
- USB Charging Port at Dinette
- Premium Window Privacy Roller Shades with New Window Treatments
- Full Extension Metal Ball-Bearing Drawer Guides

## INTERIOR OPTIONS

- High-Gloss Glazed Cabinetry with Solid Wood Cabinet Doors, Hardwood Fascia, Hidden Hinges & Nickel Finish Hardware
- Cab-Over Child Safety Net
- 12-volt Attic Fan with Cover in Cab-Over Bunk
- Single Child Safety Tether in Dinette (KM24)

## KITCHEN

- Double Door Refrigerator
- 3-Burner Gas Cooktop with Glass Cover (KM24)
- 2-Burner Gas Cooktop with Glass Cover & Electric Start (CR24)
- Protective Cover & Task Lighting Above Cooktop
- Convection Microwave Oven
- Solid Surface Kitchen Countertop
- Flip-up Countertop Extension
- 12-volt Ceiling Vent in Kitchen with Under Cabinet Switch
- Large Single Bowl Stainless Steel Sink with Single Handle Faucet (KM24)
- Large Round Single Bowl Stainless Steel Sink with Single Handle Faucet (CR24)
- Kitchen Countertop LED Accent Lighting

## BEDROOM & BATHROOM

- Serta® Queen Size Bed (KM24)
- Serta® Full Size Bed (CR24)
- Bedroom 12-volt Outlet for CPAP Machine
- Bedroom USB Power Charging Center for Electronics

- 12-volt Attic Fan with Cover in Bathroom & Bedroom
- Power Bath Vent with Wall Switch
- Shower with Curved Anti-Microbial Shower Curtain
- Skylight in Shower
- Foot Flush Toilet
- Stainless Steel Bathroom Sink

## ENTERTAINMENT

- 39" TV in Living Area (CR24)
- 32" TV on Manual Swivel in Living Area (KM24)
- 32" TV in Bedroom
- HDMI Video Distribution Box
- Cable TV & HD/DSS Satellite Ready

## ELECTRICAL & PLUMBING

- Onan® RV QG 3600 LP Generator
- Winegard® Connect™ 2.0 WiFi / 4G / TV Antenna
- 30-amp Shoreline Power Cord
- Automatic Shoreline-to-Generator Transfer Switch
- Battery Disconnect Switch
- Auxiliary House Battery (Group 31)
- 13,500 BTU Roof Front Air Conditioner
- Systems Control Center
- Exterior LP Connection
- 100-watt Solar Charging System with Power Controller
- Tankless Water Heater
- 1" Fresh Water Tank Drain
- 360° Siphon® RV Holding Tank Vent Cap

- Holding Tanks with Heat Pads
- Black Tank Flush System
- Outside Shower

## ELECTRICAL & PLUMBING OPTIONS

- 15,000 (IPO 13,500) BTU Roof Front Air Conditioner

For a complete listing of available features, visit [thormotorcoach.com/quantum-sprinter](http://thormotorcoach.com/quantum-sprinter).



## CR24

## KM24

	Mercedes-Benz Sprinter	Mercedes-Benz Sprinter
Chassis	Mercedes-Benz Sprinter	Mercedes-Benz Sprinter
Gross Vehicle (GVWR)	11,030	11,030
Gross Combined (GCWR)	15,250	15,250
Wheel Base	170.3"	170.3"
Exterior Length (w/o ladder)	25'-7"	24'-8"
Exterior Height (w/AC)	11'-8"	11'-8"
Exterior Width (w/o mirrors)	90"	90"
Interior Height (living area)	84"	84"
Awning Size	16'	15'
Fuel (gal)	26.4	26.4
LPG (lbs)	68.2	68.2
Fresh/Waste/Gray Water (gal)	30 / 34.5 / 37	30 / 24.5 / 38
Water Heater (gal)	Tankless	Tankless
Furnace (BTUs)	30,000	30,000
Exterior Storage Capacity (cu. ft.)	47	48.5
Hitch Weight Rating (lbs)	5,000	5,000



Made to fit.

P.O. Box 1486, Elkhart, IN 46515 Sales Department: 800.860.5658

[thormotorcoach.com/quantum](http://thormotorcoach.com/quantum)



**IMPORTANT—PLEASE READ:** This brochure reflects product design, fabrication, material, components and specifications at the date of printing, which date is disclosed below. Please visit us online at [ThorMotorCoach.com](http://ThorMotorCoach.com) or consult with your selling dealership for the latest in standards, options, specification and technical information. Photographs in the brochure may depict optional equipment or may only be available in certain floor plans. Components, appliances and the chassis may have been manufactured in a calendar year before the vehicle's designated model year. All capacities are approximate. The actual length of the vehicle may differ from that indicated in the brochure due to variances in the manufacturing processes and/or installed components. All dry weights are based on standard model features and do not include optional features or equipment. Component part and appliance manufacturers issue limited warranties covering portions of the vehicle not covered under the limited warranty we issue. Copyright Thor Motor Coach, Inc. © OH 11/12/2020