

# COMPASS




SANDBAR 



SMOOTH SAILING 



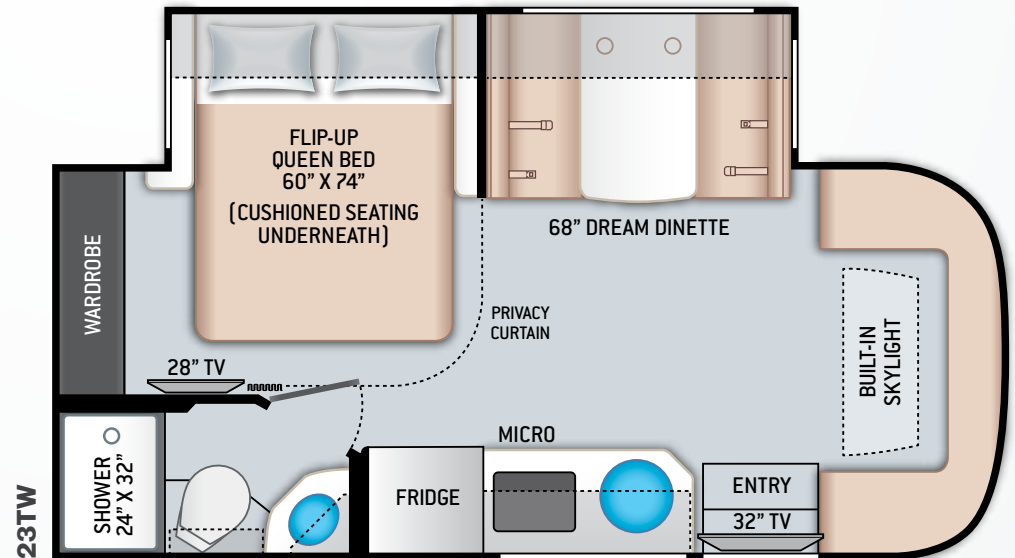
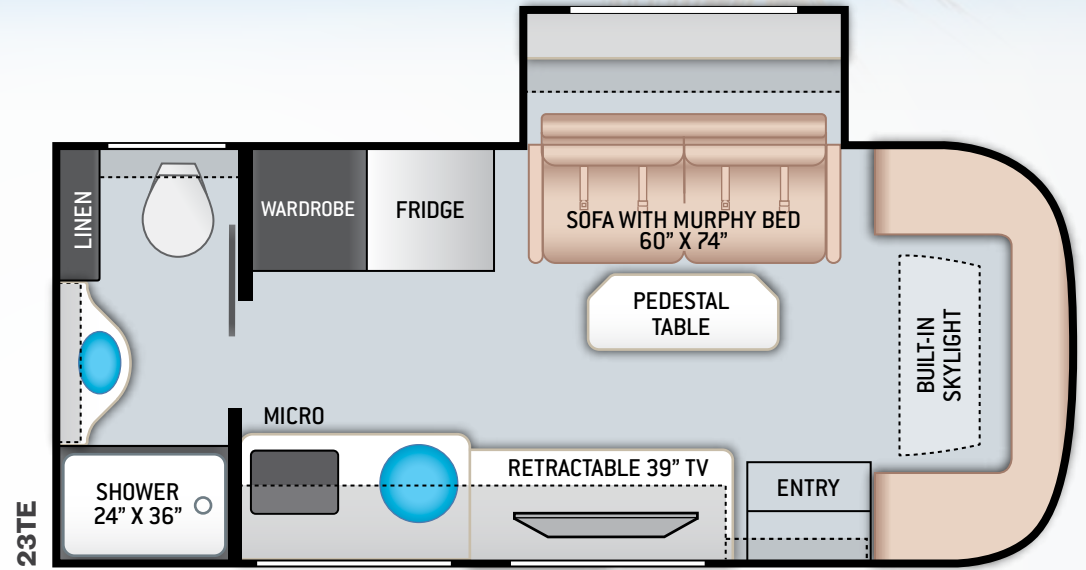
BEECHWOOD



SILVER OAK



OPTIONAL HOME COLLECTION



# Featured Highlights

## CONSTRUCTION & EXTERIOR

- Ford® Transit Chassis 3.5L V6 EcoBoost® Turbo Gas Engine, 310-HP, 400-lb.ft. Torque
- All-Wheel Drive (AWD) System
- Ford® 10-speed Automatic Overdrive Transmission
- Ford® Safety Systems - Lane Departure Warning, Pre-Collision Asssit, Auto High Beam Headlights, TPMS, AdvanceTrac® with RSC®, Hill Start Assist, RainSensing Windshield Wipers
- 5,000-lb Trailer Hitch with 7-pin Round Connector
- Electric Stabilizing System (23TW)
- Welded Tubular Aluminum Roof & Sidewall Cage Construction
- Vacu-Bond Laminated Roof, Walls & Floors with Block Foam Insulation
- Partial-Paint on HD-MAX® Exterior with Graphics Package
- Rotocast Storage Compartments with Lights
- Premium One-Piece TPO Roof
- Power Patio Awning with Integrated LED Lighting
- Slideout Room Topper Awning(s)
- Entry Door with Deadbolt Lock
- Black Frameless Windows

## AUTOMOTIVE & COCKPIT

- AM/FM Dash Radio with SYNC® 3, Navigation, 8" Color Multi-function Display
- SiriusXM® Radio Tuner & Antenna
- Deluxe Heated/Remote Exterior Mirrors
- Power Windows and Door Locks
- Cruise Control
- Tilt Leather Steering Wheel with Audio Buttons to Control Dash Radio & Multi-Function Display
- Map Light
- Windshield Privacy Curtain
- Rear View Mirror with Back-up Monitor
- Three-point Seat Belts for Driver and Passenger
- Leatherette, Swivel, Captains Chairs with Two Filler Cushions
- Keyless Entry System
- Aluminum Wheels
- Emergency Engine Start Switch
- Dash Applique

## INTERIOR

- Residential Vinyl Flooring
- Rubber Tread Entry Steps with Lighted Step Well
- Metal Entry Grab Handle
- Smoke, LPG and Carbon Monoxide Detectors
- Ceiling Ducted Air Conditioning System

- Euro-Style Cabinet Doors with Nickel Finish Hardware
- Pressed Laminate Countertops
- LED Lighting
- Leatherette Dream Dinette® Booth (23TW)
- Leatherette Sofa with Murphy Bed & Removable Pedestal Table (23TE)
- Passenger Seat Belts in Select Areas
- Premium Window Privacy Roller Shades
- Ball Bearing Drawer Guides

## INTERIOR OPTIONS

- Home Collection Interior Décor and Cabinet Package

## KITCHEN

- Single Door Gas/Electric/LP RV Refrigerator with Stainless Steel Door Inserts
- Two Burner Gas Cooktop, Glass Cover, with Electric Start
- Protective Cover & Task Lighting Above Cooktop
- Convection Microwave Oven
- Large Under mount Stainless Steel Single Bowl Sink with Cover & Single Handle Kitchen Faucet with Pull-Down Sprayer
- Kitchen Waste Basket
- Ceiling Vent Kitchen 12-volt Powered with Switch

## BEDROOM & BATHROOM

- Comfort Flex Euro Style Bed Support - Flip-Up Queen Size Bed with Reversible Mattress & Cushioned Seating Underneath (23TW)
- Bedsread & Pillow Shams
- Bedroom USB Power Charging Center for Electronics (23TW)
- Bedroom 12V Outlet CPAP Machine
- Privacy Curtain in Bedroom (23TW)
- Stainless Steel Bathroom Sink
- Foot Flush Toilet
- Power Bath Vent with Wall Switch
- Three Robe Hooks inside Bath (23TW)
- Skylight in Shower
- Shower with Deluxe Curtain & Curved Rod

## BEDROOM & BATHROOM OPTIONS

- 12-volt Attic Fan with Cover in Bedroom

## ENTERTAINMENT

- 32" TV in Living Area (23TW)
- Retractable 39" TV in the Living Area (23TE)
- 28" TV in Bedroom (23TW)
- Digital TV Antenna
- Cable TV Ready
- HD/DSS Satellite Ready
- Living Area Power Charging Center for Electronics with Net

## ELECTRICAL & PLUMBING

- Onan® RV QG 4000 Gas Generator
- RapidCamp+® Multiplex Lighting and Systems Control
- Winegard® ConnecT 2.0 WiFi/4G/TV Antenna
- 30-amp Detachable Shoreline Power Cord
- Automatic Shoreline-to-Generator Transfer Switch
- 13,500 BTU Air Conditioner
- Battery Disconnect Switch
- Single Group 31-High Capacity House Battery
- 100-watt Solar Panel with Controller
- Tankless Water Heater
- Outside Shower
- 360° Siphon RV Holding Tank Vent Cap
- 1" Fresh Water Tank Drain
- Exterior LP Connection
- Holding Tanks with Heat Pads
- Black Tank Flush System

## ELECTRICAL & PLUMBING OPTIONS

- 15,000 BTU Air Conditioner IPO Standard Air Conditioner

For a complete listing of available features, visit [thormotorcoach.com/compass](http://thormotorcoach.com/compass).

	23TE	23TW
Chassis	Ford	Ford
Gross Vehicle (GVWR)	10,360	10,360
Gross Combined (GCWR)	13,500	13,500
Wheel Base	156"	156"
Exterior Length (w/o ladder)	23'-6"	23'-6"
Exterior Height (w/AC)	10'-11"	10'-11"
Exterior Width (w/o mirrors)	90"	90"
Interior Height (living area)	80"	80"
Awning Size	14'	14'
Fuel (gal)	25	25
LPG (lbs)	68	68
Fresh/Waste/Gray Water (gal)	31 / 19.5 / 37	31 / 19.5 / 37
Water Heater (gal)	Tankless	Tankless
Furnace (BTUs)	19,000	19,000
Exterior Storage Capacity (cu. ft.)	24.6	16.2
Hitch Weight Rating (lbs)	5,000	5,000



Made to fit.

IMPORTANT—PLEASE READ: This brochure reflects product design, fabrication, material, components and specifications at the date of printing, which date is disclosed below. Please visit us online at [ThorMotorCoach.com](http://ThorMotorCoach.com) or consult with your selling dealership for the latest in standards, options, specification and technical information. Photographs in the brochure may depict optional equipment or may only be available in certain floor plans. Components, appliances and the chassis may have been manufactured in a calendar year before the vehicle's designated model year. All capacities are approximate. The actual length of the vehicle may differ from that indicated in the brochure due to variances in the manufacturing processes and/or installed components. All dry weights are based on standard model features and do not include optional features or equipment. Component part and appliance manufacturers issue limited warranties covering portions of the vehicle not covered under the limited warranty we issue. Copyright Thor Motor Coach, Inc. © OH 10/05/2020

P.O. Box 1486, Elkhart, IN 46515 Sales Department: 800.860.5658

[thormotorcoach.com/compass](http://thormotorcoach.com/compass)

